

17,773

FILED FOR RECORD
at 1:30 o'clock P M

OCT 11 2022

BECKY LANDRUM
County Clerk, Hunt County, Tex.
By 

Brittni Turner
Hunt County Treasurer

FY 22: Monthly Report, August 2022

The Treasurers' Monthly Report includes money received and disbursed as well as funds invested and debt due by Hunt County. The Treasurer's Books and the Auditor's General Ledger agree. The Bank Statements have been reconciled and approved by the County Auditor.


This affidavit must state the amount of cash and other assets that are in the custody of the county treasurer at the time of the examination. (LGC 114.026) **Month End Balance: \$69,253,918.63**


Therefore, Brittni Turner, County Treasurer of Hunt County, Texas, who being fully sworn, upon oath says that the within and foregoing report is true and correct to the best of her knowledge.


This report will be filed with accompanying reports this 11th day of October, 2022.


Brittni Turner, Hunt County Treasurer

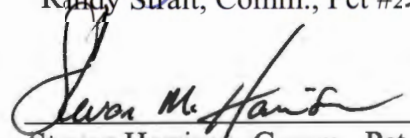
Commissioners' Court having compared and examined the Treasurer's Report as presented and subject to independent auditor's review, certify the report to be correct and therefore request it be filed with the official minutes of this meeting. LGC 114.026(c)


Mark Hutchins, Comm., Pct #1


Bobby Stovall, Hunt County Judge


Randy Strait, Comm., Pct #2


Phillip Martin, Comm., Pct #3


Steven Harrison, Comm., Pct #4



Hunt County Treasurer
Monthly Report
August 2022

| Hunt County Funds | Beginning Balance | Money Received | Money Disbursed | Transfer In/Out Investment | Month End Balance |
|---------------------------------------|----------------------|---------------------|----------------------|----------------------------|----------------------|
| 10-GENERAL | 4,374,529.74 | 1,590,680.79 | -2,717,677.60 | 2,000,000.00 | 5,247,532.93 |
| 10-TexPool Investment | 1,103,154.34 | 2,026.30 | 0.00 | 0.00 | 1,105,180.64 |
| 10-TexStar Investment | 2,885,480.69 | 4,771.28 | 0.00 | 0.00 | 2,890,251.97 |
| 10-Inwood Nat'l Bank CD # 8263 | 607,450.37 | 232.16 | 0.00 | 0.00 | 607,682.53 |
| 10-Inwood Nat'l Bank CD # 6260 | 547,233.34 | 185.91 | 0.00 | 0.00 | 547,419.25 |
| 10-Logic G.O. | 23,902,146.14 | 42,689.91 | 0.00 | -2,000,000.00 | 21,944,836.05 |
| 10-General Fund Totals: | 33,419,994.62 | 1,640,586.35 | -2,717,677.60 | 0.00 | 32,342,903.37 |
| | | | | | |
| 15-Exchange Bldg | 1,785,943.97 | 36,519.44 | -29,934.05 | | 1,792,529.36 |
| | | | | | |
| 20-Law Library | 28,167.20 | 4,851.83 | -1,354.50 | | 31,664.53 |
| | | | | | |
| 21-R&B #1 | 141,922.49 | 63,936.48 | -150,619.86 | 120,000.00 | 175,239.11 |
| 21-R&B #1, TexPool Invest. | 51,437.56 | 94.49 | 0.00 | 0.00 | 51,532.05 |
| 21-R&B #1, Logic | 1,187,553.59 | 2,108.63 | 0.00 | -120,000.00 | 1,069,662.22 |
| 21-R&B #1 Fund Totals: | 1,380,913.64 | 66,139.60 | -150,619.86 | 0.00 | 1,296,433.38 |
| | | | | | |
| 22-R&B #2 | 121,835.57 | 48,540.29 | -123,257.35 | 110,000.00 | 157,118.51 |
| 22-R&B #2, TexPool Invest. | 51,430.47 | 94.48 | 0.00 | 0.00 | 51,524.95 |
| 22-R&B #2, Logic | 525,474.86 | 898.97 | 0.00 | -110,000.00 | 416,373.83 |
| 22-R&B #2 Fund Totals: | 698,740.90 | 49,533.74 | -123,257.35 | 0.00 | 625,017.29 |
| | | | | | |
| 23-R&B #3 | 115,677.77 | 48,825.81 | -154,446.30 | 145,000.00 | 155,057.28 |
| 23-R&B #3, TexPool Invest | 93,090.22 | 171.01 | 0.00 | 0.00 | 93,261.23 |
| 23-R&B #3, Logic | 816,157.83 | 1,411.74 | 0.00 | -145,000.00 | 672,569.57 |
| 23-R&B #3 Fund Totals: | 1,024,925.82 | 50,408.56 | -154,446.30 | 0.00 | 920,888.08 |
| | | | | | |
| 24-R&B #4 | 134,291.00 | 54,803.73 | -122,849.86 | 90,000.00 | 156,244.87 |
| 24-R&B #4, TexPool Invest | 53,053.11 | 97.47 | 0.00 | 0.00 | 53,150.58 |
| 24-R&B #4, Logic | 521,441.42 | 903.54 | 0.00 | -90,000.00 | 432,344.96 |
| 24-R&B #4 Fund Totals: | 708,785.53 | 55,804.74 | -122,849.86 | 0.00 | 641,740.41 |
| | | | | | |
| 25-Health Private | 761.73 | 1,980.00 | -3,911.01 | 0.00 | -1,169.28 |
| 26-State Health Services | -55,793.31 | 44,251.55 | -33,736.98 | 0.00 | -45,278.74 |
| | | | | | |
| 27-Hunt County Grants | 124,739.11 | 19,778.75 | -94,321.00 | 0.00 | 50,196.86 |
| | | | | | |
| 41-American Rescue Plan Funds | 16,410,531.85 | 0.00 | -824,966.20 | -15,585,565.65 | 0.00 |
| 41-ARPA Funds - Texas CLASS | 0.00 | 13,079.68 | 0.00 | 15,585,565.65 | 15,598,645.33 |
| 41-ARPA Funds Totals: | 16,410,531.85 | 13,079.68 | -824,966.20 | 0.00 | 15,598,645.33 |
| | | | | | |
| 44-Road Bonds | 0.00 | 0.00 | -240,216.13 | 240,216.13 | 0.00 |
| 44-Road Bonds, Logic | 5,467,334.67 | 9,894.92 | 0.00 | -240,216.13 | 5,237,013.46 |
| 44-Road Bond Totals: | 5,467,334.67 | 9,894.92 | -240,216.13 | 0.00 | 5,237,013.46 |
| | | | | | |
| 45-Capital Improvement | 454,572.50 | 85,250.00 | -42,932.26 | -496,890.24 | 0.00 |
| 45-Capital Improvement Logic | 2,998,771.75 | 5,803.63 | 0.00 | 496,890.24 | 3,501,465.62 |
| 45-Capital Improvement TxPool | 3,344,834.31 | 6,143.93 | 0.00 | 0.00 | 3,350,978.24 |
| 45-Capital Improvement Totals: | 6,798,178.56 | 97,197.56 | -42,932.26 | 0.00 | 6,852,443.86 |
| | | | | | |
| 61-Right of Way Fund | 13,165.62 | 0.00 | 0.00 | | 13,165.62 |
| 61-Right of Way Fund TxPool | 9,599.74 | 17.66 | 0.00 | | 9,617.40 |
| 61-Right of Way Fund Totals | 22,765.36 | 17.66 | | | 22,783.02 |

**Hunt County Treasurer
Monthly Report
August 2022**

| Hunt County Funds | Beginning Balance | Money Received | Money Disbursed | Transfer In/Out Investment | Month End Balance |
|-------------------------------|----------------------|---------------------|----------------------|----------------------------|----------------------|
| 68-JP, DDC Fee Fund | 105,736.72 | 347.77 | -3,357.22 | | 102,727.27 |
| 70-Voter Admin 19 | -5,208.26 | 3,649.31 | -759.06 | | -2,318.01 |
| 71-DC Records Management | 30,818.92 | 0.59 | 0.00 | | 30,819.51 |
| 72-HAVA/CARES Grant | 0.00 | 0.00 | 0.00 | | 0.00 |
| 74-Elections Special | 104,514.53 | 0.00 | -11,160.00 | | 93,354.53 |
| 75-CA-DWI | 16,170.96 | 262.42 | 0.00 | | 16,433.38 |
| 77-PreTrial Intervention | 147,039.53 | 5,040.00 | 0.00 | | 152,079.53 |
| 81-CC Rec Mgt Preservation | 1,078,290.08 | 20,015.47 | -5,040.61 | | 1,093,264.94 |
| 82-Courthouse Security | 193,118.66 | 6,025.70 | -2,688.20 | | 196,456.16 |
| 83-Justice Court Sec. | 62,802.85 | 338.91 | -37.99 | | 63,103.77 |
| 84-District Clerk Archive | 71,329.05 | 54.72 | 0.00 | | 71,383.77 |
| 85-Co & District Court Techn | 18,311.47 | 112.33 | 0.00 | | 18,423.80 |
| 86-County Record Preservation | 133,948.16 | 4,338.71 | 0.00 | | 138,286.87 |
| 87-Justice Court Technology | 34,788.12 | 1,130.88 | -664.93 | | 35,254.07 |
| 88-County Clerk Archive | 837,207.31 | 18,380.00 | 0.00 | | 855,587.31 |
| 89-County Record Mgt Preserve | 124,204.83 | 732.14 | 0.00 | | 124,936.97 |
| 91-LEOSE | 61,714.40 | 0.00 | -4,717.67 | | 56,996.73 |
| 95-Juv Prob. Local Funds | 499,553.20 | 9,039.19 | -59,772.16 | | 448,820.23 |
| 96-Juv Prob Grant Funds | 88,042.27 | 6,099.25 | -59,564.78 | | 34,576.74 |
| <hr/> | | | | | |
| 50-Debt Service (I&S) | 355,431.44 | 10,202.38 | -160,105.00 | 0.00 | 205,528.82 |
| 50-Debt Service TexPool Inv | 152,111.92 | 279.39 | 0.00 | 0.00 | 152,391.31 |
| 50-Debt Service Fund Totals: | 507,543.36 | 10,481.77 | -160,105.00 | 0.00 | 357,920.13 |
| <hr/> | | | | | |
| Total of Funds: | 49,171,777.90 | 2,151,066.30 | -4,023,124.52 | 0.00 | 69,253,918.63 |

**Hunt County Treasurer
Monthly Report
August 2022**

HUNT COUNTY DEBT

| | Mo. Beginning | Payment | Balance Due |
|-----------------------------|------------------------|-----------------------|------------------------|
| Reserve St Comptroller I | \$717,537.01 | -\$1,888.23 | \$715,648.78 |
| Reserve St Comptroller II | \$5,910.82 | -\$2,960.00 | \$2,950.82 |
| Reserve St Comptroller III | \$190,356.35 | \$0.00 | \$190,356.35 |
| 2015 Tax Notes | \$635,000.00 | -\$635,000.00 | \$0.00 |
| 2017 Road Bonds Payable | \$5,475,000.00 | -\$15,000.00 | \$5,460,000.00 |
| 2021 Road Bonds Payable | \$5,745,000.00 | -\$140,000.00 | \$5,605,000.00 |
| Bond Premium Payable | -\$28,955.16 | -\$28,988.34 | -\$57,943.50 |
| 2017 Road Bond Premium | \$289,750.00 | \$0.00 | \$289,750.00 |
| 2021 Road Bond Premium | \$330,337.50 | \$0.00 | \$330,337.50 |
| Liability Comp Absence | \$482,062.00 | \$123,895.00 | \$605,957.00 |
| R&B 2 M/G BCI Capital | \$23,353.76 | -\$5,822.95 | \$17,530.81 |
| R&B 4 Loaders BCI Capital | \$23,701.68 | -\$5,909.68 | \$17,792.00 |
| SRC Excavator CAT Financial | \$154,661.24 | -\$5,313.14 | \$149,348.10 |
| OPEB Pension Liability | \$11,033,948.00 | \$1,621,416.00 | \$12,655,364.00 |
| GASB 68 Pension Liability | \$8,323,051.00 | -\$1,808,773.00 | \$6,514,278.00 |
| Def. Resource Inflow Pensn | \$463,124.00 | \$2,420,335.00 | \$2,883,459.00 |
| Def. Inflow Resources-OPEB | \$1,213,403.00 | \$501,440.00 | \$1,714,843.00 |
| Totals: | \$35,077,241.20 | \$2,017,430.66 | \$37,094,671.86 |

Invested Funds
August 2022

| GENERAL Fund | Rate | Month Balance | |
|---|---------|----------------------|----------------|
| Logic | 2.1619% | 21,944,836.05 | 80.99% |
| Texpool | 2.1627% | 1,105,180.64 | 4.08% |
| Texstar | 1.9469% | 2,890,251.97 | 10.67% |
| Inwood Ntl CD 8263 - Maturity Date 10/10/22 | 0.4500% | 607,682.53 | 2.24% |
| Inwood Ntl CD 6260 - Maturity Date 05/13/23 | 0.4000% | 547,419.25 | 2.02% |
| TOTAL: | | 27,095,370.44 | 100.00% |

| Road & Bridge 1 | Rate | Month Balance | |
|-----------------|---------|---------------------|----------------|
| Logic | 2.1619% | 1,069,662.22 | 95.40% |
| Texpool | 2.1627% | 51,532.05 | 4.60% |
| TOTAL: | | 1,121,194.27 | 100.00% |

| Road & Bridge 2 | Rate | Month Balance | |
|-----------------|---------|-------------------|----------------|
| Logic | 2.1619% | 416,373.83 | 88.99% |
| Texpool | 2.1627% | 51,524.95 | 11.01% |
| TOTAL: | | 467,898.78 | 100.00% |

| Road & Bridge 3 | Rate | Month Balance | |
|-----------------|---------|-------------------|----------------|
| Logic | 2.1619% | 672,569.57 | 87.82% |
| Texpool | 2.1627% | 93,261.23 | 12.18% |
| TOTAL: | | 765,830.80 | 100.00% |

| Road & Bridge 4 | Rate | Month Balance | |
|-----------------|---------|-------------------|----------------|
| Logic | 2.1619% | 432,344.96 | 89.05% |
| Texpool | 2.1627% | 53,150.58 | 10.95% |
| TOTAL: | | 485,495.54 | 100.00% |

| Capital Improvement | Rate | Month Balance | |
|---------------------|---------|---------------------|----------------|
| Logic | 2.1619% | 3,501,465.62 | 51.10% |
| Texpool | 2.1627% | 3,350,978.24 | 48.90% |
| TOTAL: | | 6,852,443.86 | 100.00% |

| ARPA Funds | Rate | Month Balance | |
|---------------|---------|----------------------|----------------|
| Texas CLASS | 2.2891% | 15,598,645.33 | 100.00% |
| TOTAL: | | 15,598,645.33 | 100.00% |

(Also at 100% each as stated below)

| | |
|---------------------------|--------------|
| Logic: Road Bonds | 5,237,013.46 |
| TexPool: Right of Way | 9,617.40 |
| TexPool: Debt Service I&S | 152,391.31 |

Total Investments: **\$57,785,901.19**